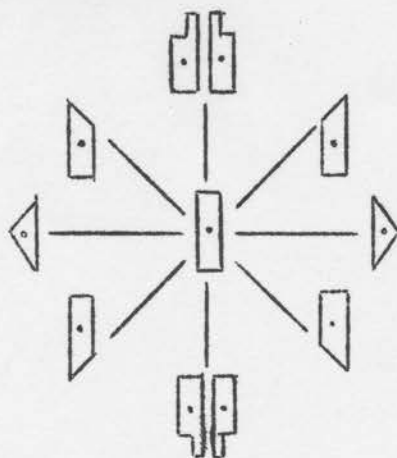
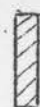


Direction.



The rectangle in the center, which means "in place", is the basic symbol from which the others are derived. They indicate by their shape the direction of the movement.


Level.



High



Middle



Low

The three levels: high, middle (horizontal) low, are distinguished by different shading of the symbol.



for-
ward
high



right
side
low



left
back
diagonal
middle.



left
side
high



back
low.

Combining the different directions with the different levels.


Timing.



The relative length of the symbol determines the time value.

Long means slow,
Short means quick.

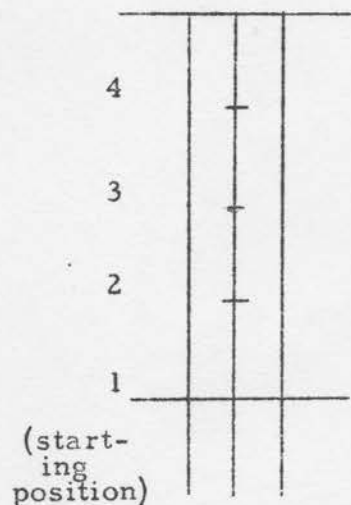
The Staff.



The staff represents the body.

The placement of the symbol in the staff shows which part of the body executes the movement.

Summary: One symbol denotes by its placement in the staff, the part of the body that executes the movement; by its shape the direction of the movement; by its shading, the level; and by its length, the timing of the movement.



The basic staff marked off to show a measure of 4/4 time.